

Merlin®

making magic



Silent Drive 850 BBU

PREMIUM SLIMLINE ROLLER DOOR OPENER

This powerful and quiet opener is designed for local conditions and to suit all major brands of door up to 18m². This opener is ideal for large single or double residential roller doors.

KEY BENEFITS

The Security+2.0

Security+2.0 technology inside the transmitter is designed to communicate on multiple frequencies with the latest security+2.0 encrypted rolling code. The radio technology selects the strongest frequency every time, virtually eliminating interference from other devices while providing the highest level of security available.

75% Less Energy

The advanced design uses less than 1 watt of electricity when in standby mode meeting the world's toughest energy saving standards.

Quiet and Powerful Motor

The powerful and fast DC motor is quiet and built to last with the strength to open any domestic door no matter what brand it is. Combined with soft start and stop function and adaptive technology inside the silent drive, you can be sure it will work in harmony with your door.

Adaptive Technology

Automatic power adjustment and electronic mapping of the door means the silent drive adapts to the change in door spring and hinge operation that naturally occurs with varying weather conditions and age. This technology means less maintenance and trouble free, reliable operation for years to come as the opener adapts to the door every time it is activated.

Improved Transmitter Range

Tested in side by side comparisons# the Security+2.0 transmitters have up to 18% better range which means it is not only more reliable, you can also start opening the garage door sooner.

#Comparison to major Australian & New Zealand brands

Works even when the power is out

Evercharge® Battery backup system ensures you can always operate your door even when there has been a power failure.

STANDARD MERLIN SAFETY FEATURES

Automatic Safety Reverse

Your garage door will stop and reverse automatically if obstructed going down or stop if obstructed going up. Your door can also be stopped and locked at any height for ventilation.

Manual Release

In case of an emergency you can simply activate the manual release to open your garage door.

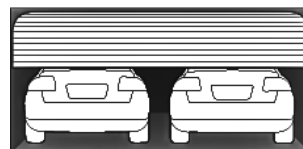
5 Year Warranty

Backed by a full 5 Year / 15,000 cycle warranty* we stand behind our products with an after sales support team and service that we believe to be the best in the industry. We can offer this warranty because of our global quality standards, manufacturing quality and continuous improvement processes.

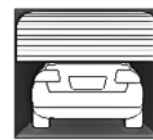
*Conditions Apply

DOOR TYPES

For residential rolling garage doors up to 18m²



Double Roller



Single Roller

KIT CONTENTS



1 x Powerhead



2 x Three channel key ring mini-transmitters E945M



Wireless wall button E128M



1 x Weight bar



Wireless Keypad. E840M

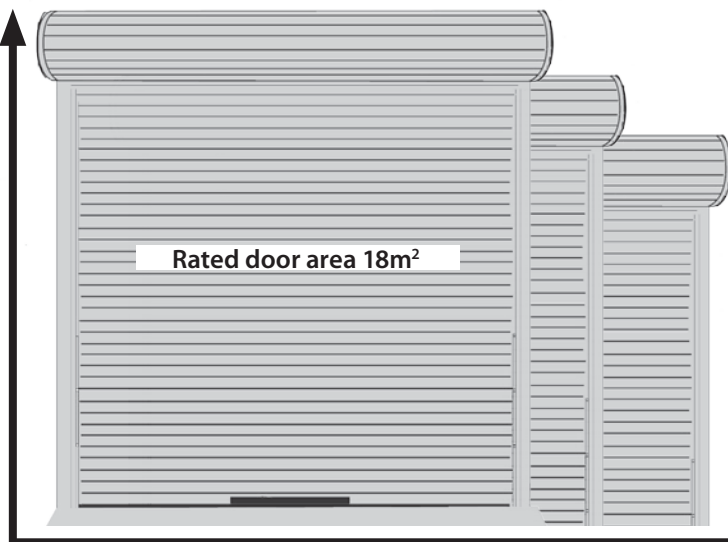


Battery backup unit with quick connect socket. E475M



Door height

4.5m
3.0m
2.3m

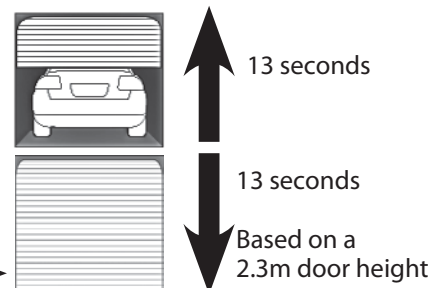


Door width 3.5m 5.0m 6.0m


DOOR SPECIFICATIONS

- Maximum lifting under spring tension - 20 Kgs
- Suitable for steel spring balanced doors only.

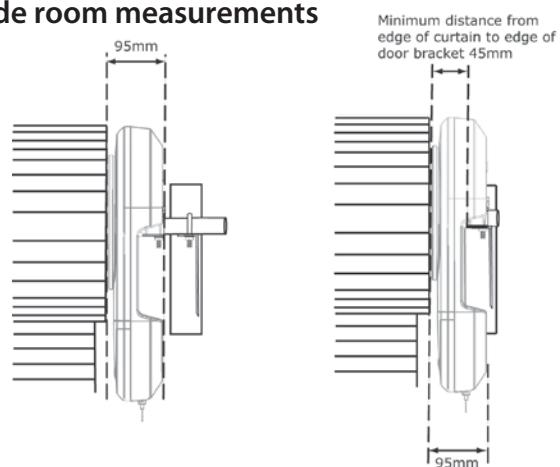
DOOR OPENING AND CLOSING TIMES



TYPICAL INSTALLATION



Side room measurements



OPTIONAL ACCESSORIES



Wall or visor-mounted three channel transmitter. **E943M**



Wall or visor-mounted single channel transmitter. **E940M**



Protector System safety beam sensors. **C77**

SPECIFICATIONS

- 12V DC motor with thermal overload protection
- Input voltage: 240V AC
- Rated door area 18m²
- Maximum door height 4.5m
- Pulling force: 550N
- Minimum side room 45mm
- 433.30, 434.54, 433.92 MHz AM radio with Security+2.0 encrypted rolling code technology.
- Up to 64 memory registers
- Garage illumination: 12 premium ultrabright LEDs
- Noise Rating 1M : 59DB

...making magic

The Merlin brand is part of the Chamberlain Group, the world's largest manufacturer of automatic garage door openers and Australia's largest manufacturer of commercial garage door openers. Our global experience and innovation has resulted in industry leading designs and some of the most reliable and efficient products available in Australia and New Zealand. We are determined to build our reputation as an industry leader by exceeding our customers' expectations and providing exceptional products and services.

CHAMBERLAIN®

Chamberlain ANZ

Australia: T: 1800 638 234 F: 1800 888 121

New Zealand: T: 0800 653 667 F: 0800 653 663

E: sales@chamberlainanz.com W: go-merlin.com

™ Trademark of The Chamberlain Group, Inc.

® Registered Trademark of the Chamberlain Group, Inc.

© 2012 The Chamberlain Group, Inc.

M0412R011 Specifications are subject to change without prior notice.

